

**Center for Applied Research in the Apostolate
Georgetown University
Washington, DC**

*A Portrait of the Permanent Diaconate:
A Study for the
U.S. Conference of Catholic Bishops
2013-2014*



May 2014

Mary L. Gautier, Ph.D.
Carolyn Saunders, M.S.

***A Portrait of the Permanent Diaconate:
A Study for the
U.S. Conference of Catholic Bishops
2013-2014***

Table of Contents

Executive Summary	1
Major Findings.....	1
Introduction.....	4
Number of Permanent Deacons	5
Interpolation of Missing Data.....	7
Active Permanent Deacons.....	7
Total Permanent Deacons	7
Ministry Status of Deacons.....	8
Incardination Status of Deacons in Active Ministry.....	9
Marital Status of Active Deacons	10
Age of Active Deacons	11
Race and Ethnicity of Active Deacons	12
Highest Level of Education of Active Deacons.....	13
Changes in the Diaconate during the 2013 Calendar Year.....	14
Ministry and Compensation.....	15
Post-Ordination Formation	17
Retreats	18
Directors of the Diaconate	19
Policies of the Offices of the Diaconate	20
Appendix: Questionnaire and Response Frequencies for 2013-2014.....	22

A Portrait of the Permanent Diaconate: A Study for the U.S. Conference of Catholic Bishops 2013-2014

Executive Summary

This report presents findings from a national survey of the Office of the Permanent Diaconate in arch/dioceses and arch/eparchies in the United States that was commissioned by the Secretariat of Clergy, Consecrated Life and Vocations of the U.S. Conference of Catholic Bishops. The survey was distributed in March, 2014. The present survey is the eighth survey of Offices of the Permanent Diaconate that CARA has conducted for the United States Conference of Catholic Bishops.¹ The original questionnaire was designed in collaboration with the Executive Director of the USCCB Secretariat for the Diaconate.

To obtain the names and contact information for the directors of these offices, CARA contacted the National Association of Deacon Directors for a list of current directors of the Office of Deacon in U.S. dioceses and eparchies. CARA also contacted the directors of all diaconate formation programs in its Catholic Ministry Formation database to request their cooperation in completing the survey. As in previous years, diocesan directors had the option of completing the survey either online or on paper.

CARA completed data collection in mid April 2014, after extensive follow-up by mail, e-mail, telephone, and fax. At the completion of data collection, CARA had 2013-2014 information from 135 of the 193 arch/dioceses and arch/eparchies whose bishops and eparches belong to the USCCB, for a 70 percent overall completion rate.² The response rate is higher among arch/dioceses (75 percent, or 133 of 177 possible responses) than among arch/eparchies (13 percent, or two of 16 possible responses).

Major Findings

Number of Deacons

- Responding archdioceses with the largest number of permanent deacons include Chicago (745), Galveston-Houston (418), Los Angeles (407) and Philadelphia (336). Adjusting

¹ The survey was originally commissioned by the USCCB Secretariat for the Diaconate, which became the Secretariat of Clergy, Consecrated Life and Vocations. It has been conducted annually since 2005-2006, with the exception of 2010-2011.

² The Archdiocese for the Military Services, U.S.A. has no clergy personnel except those on assignment from other dioceses and eparchies, so it is excluded from this report and analysis. Another eparchy, St. Thomas Syro-Malabar Catholic Diocese of Chicago, has no permanent deacons in the United States and is also excluded from this report and analysis.

for Catholic population size, Latin rite dioceses with the lowest ratio of Catholics per permanent deacon include: Fairbanks (664 Catholics to every deacon), Lexington (722 Catholics per deacon), Amarillo (748 Catholics per deacon), and Jefferson City (787 Catholics per deacon).

- The 133 Latin Rite arch/dioceses that responded to the questionnaire report a total of 13,866 permanent deacons. The two arch/eparchies that responded report a total of 48 permanent deacons. Extrapolating to include arch/dioceses and arch/eparchies that did not respond to the survey, it can be estimated that there are as many as 18,725 permanent deacons in the United States today.
- Latin Rite arch/dioceses report having 11,199 deacons active in ministry. The two arch/eparchies report 47 active deacons. Extrapolating to include dioceses and eparchies that did not respond to the survey, it can be estimated that there are 15,191 deacons active in ministry in the United States today, or about 82 percent of all permanent deacons.

Demographic Characteristics of Active Deacons

- Ninety-three percent of active deacons are currently married. Four percent are widowers, and 2 percent have never been married.
- Ninety-four percent of active deacons are at least 50 years old. About a quarter (24 percent) are in their 50s, four in ten (42 percent) are in their 60s, and more than a quarter (28 percent) are 70 or older.
- Seventy-eight percent of active deacons are non-Hispanic whites. Sixteen percent are Hispanic or Latino. Three percent are African American and 3 percent are Asian or Pacific Islander.
- Six in ten active deacons (60 percent) have at least a college degree. More than one tenth (11 percent) have a graduate degree in a field related to religion or ministry.

Compensation and Formation

- Among deacons who are financially compensated for full-time ministry, 30 percent are serving in an “other parish ministerial position.” Eighteen percent are in a parish non-ministerial position and one in five (20 percent) are in a diocesan position. Nine percent are compensated for hospital ministry and 7 percent are compensated for full-time prison ministry. Just more than one in ten deacons (11 percent) is entrusted with full-time pastoral care of a parish (Canon 517.2), and less than one in twenty (3 percent) is employed by a social services agency.
- Among deacons who are financially compensated for part-time ministry, 25 percent are involved in an “other parish ministerial position” and 16 percent are in a parish non-

ministerial position, while 9 percent are entrusted with the pastoral care of a parish (Canon 517.2). Eleven percent are in part-time diocesan positions and about 31 percent are in part-time hospital or prison ministries. Only 3 percent are in social service positions part-time.

- Eighty-three percent of responding arch/dioceses require post-ordination formation of deacons. These arch/dioceses require a median of 20 hours of post-ordination formation annually.
- Ninety-seven percent of arch/dioceses require an annual retreat of deacons. Ninety-one percent provide other annual gatherings for deacons.
- Ninety-six percent of responding arch/dioceses have a Director of the Diaconate (or a person with a similar title). In about two in five of these arch/dioceses (37 percent), the position is full-time.
- Four in five arch/dioceses (80 percent) have a plan for the placement and ministry of deacons.
- Nine in ten responding arch/dioceses (91 percent) have a minimum age for deacons. Half (51 percent) have a mandatory age for deacon retirement.

**Center for Applied Research in the Apostolate
Georgetown University
Washington, DC**

***A Portrait of the Permanent Diaconate:
2013-2014***

Introduction

In spring 2005, the Secretariat for the Diaconate³ of the United States Conference of Catholic Bishops (USCCB) first commissioned the Center for Applied Research in the Apostolate (CARA) at Georgetown University to conduct an annual survey of Offices of the Permanent Diaconate. CARA conducted the survey each year since then, except for 2010-2011; the present survey is the eighth in this series.

This report presents findings from this latest national survey of the Office of the Permanent Diaconate in dioceses and eparchies in the United States and incorporates trend data from previous years' reports. The original questionnaire was designed in collaboration with the Executive Director of the USCCB Secretariat for the Diaconate and the questionnaires used in subsequent years are nearly identical.⁴ The 2013-2014 questionnaire is presented in the Appendix.

To obtain the names and contact information for the directors of these offices, CARA contacted the National Association of Deacon Directors for a list of current directors of the Office of Deacon in U.S. dioceses and eparchies. CARA also contacted the directors of all diaconate formation programs in its Catholic Ministry Formation database to request their cooperation in completing the survey. As in previous years, diocesan directors had the option of completing the survey either online or on paper. The survey was distributed in March 2014.

CARA completed data collection in mid-April 2014, after extensive follow-up by mail, e-mail, telephone, and fax. At the completion of data collection, CARA had 2013-2014 information from 135 of the 193 arch/dioceses and arch/eparchies whose bishops and eparches belong to the USCCB, for a 70 percent overall completion rate. The response rate is higher among arch/dioceses (75 percent, or 133 of 177 possible responses) than among arch/eparchies (13 percent, or two of 16 possible responses).

³ This office is now known as the Secretariat of Clergy, Consecrated Life and Vocations.

⁴ The 2005-2006 survey asked for the number of active deacons with masters' degrees or doctorates. The surveys in subsequent years asked for the number of active deacons with a "graduate degree in religious studies, theology, Canon Law, etc." and the number with a "graduate degree in a field not related to the Diaconate." There are also some differences in the subsequent surveys in the way in which marital status is asked.

Number of Permanent Deacons

The Archdiocese of Chicago has the largest total number of permanent deacons among responding arch/dioceses, with 745 deacons in all, both active and retired. Following Chicago, the Archdiocese of Galveston-Houston reports 418 total permanent deacons, the Archdiocese of Los Angeles reports 407, and the Archdiocese of Philadelphia reports 336. The table below lists responding arch/dioceses that report at least 200 permanent deacons.⁵

Arch/diocese	Total Number of Deacons	Catholics per Deacon⁶
Chicago	745	3,115
Galveston-Houston	418	2,826
Los Angeles	407	10,477
Philadelphia	336	4,354
New York	321	8,158
Atlanta	319	3,135
Phoenix	281	2,829
St. Louis	256	2,050
Joliet	244	2,476
Brooklyn	233	6,009
Austin	227	2,362
New Orleans	227	2,291
Omaha	226	1,021
Orlando	220	1,731
Cincinnati	211	2,234
Washington	210	2,959
Cleveland	207	3,374
Detroit	201	6,522
Toledo	200	1,596

- The 133 Latin rite arch/dioceses that responded to the survey in 2013-2014 report a total of 13,866 permanent deacons. The two Eastern rite eparchies that responded to the survey report a total of 48 permanent deacons.⁷

⁵ The total number of deacons is calculated here as the sum of all deacons active in ministry and all deacons no longer active in ministry, except those who have been laicized (question 1 + question 8 – question 12).

⁶ The total number of Catholics per arch/diocese is taken from the *2013 Official Catholic Directory*.

⁷ Eparchies are reported separately here because of possible double-counting of Eastern rite deacons listed by Latin rite dioceses as serving within their boundaries.

- On average, responding arch/dioceses and arch/eparchies report 84 deacons in active ministry.
- The Archdiocese of Los Angeles has more than 10,000 Catholics per deacon. Other responding arch/dioceses that also have relatively high numbers of Catholics per deacon include El Paso, with more than 26,500 Catholics per deacon, Fresno and San Jose in California, with more than 16,000 Catholics per deacon, and San Bernardino with more than 14,000.

Responding Arch/dioceses with the Lowest Ratio of Catholics per Permanent Deacon	
Arch/diocese	Catholics per Deacon
Fairbanks	664
Lexington	722
Amarillo	748
Jefferson City	787
Rapid City	834
Pensacola-Tallahassee	859
Lubbock	874

- The Diocese of Fairbanks has the most favorable ratio of Catholics to deacons among responding arch/dioceses, with 664 Catholics per deacon. The Diocese of Lexington is second, with 722 Catholics per deacon.
- None of the responding arch/dioceses with the lowest ratio of Catholics to deacons are located in the Northeast.

Interpolation of Missing Data

Active Permanent Deacons

To obtain the most complete figure for the total number of active deacons in the country, it is necessary to create estimates for the 58 arch/dioceses and arch/eparchies that did not respond to the survey. To do this, we draw on data for total deacons reported in *The Official Catholic Directory 2013* and then make an estimate of the proportion of those reported deacons who are active in ministry.

The figure used here for the proportion of deacons who are active is calculated from the survey responses. Responding arch/dioceses and arch/eparchies indicate that 82 percent of their deacons are active in ministry. We also adjust for the fact that the number of deacons listed in the *OCD 2013* is slightly lower than the total number that responding arch/dioceses reported – responding arch/dioceses and arch/eparchies reported .94 fewer total deacons in the *OCD 2013* than they reported in the survey. Thus, for non-responding Latin Rite arch/dioceses and Eastern Catholic arch/eparchies, we estimate the total number of active deacons as:

$$\text{Number of total deacons (as reported in the OCD 2013)} * .82 / 0.94$$

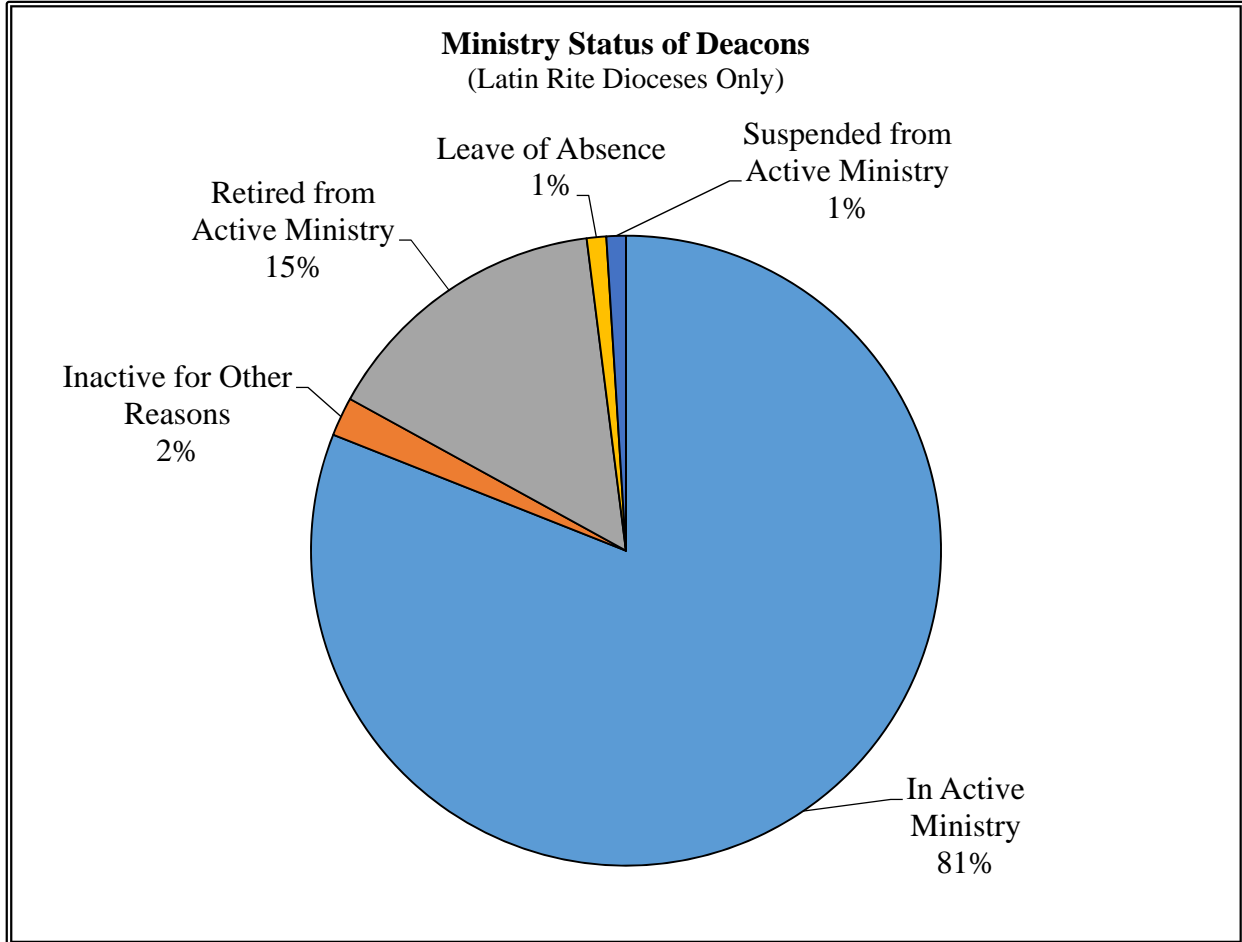
This yields an estimate of 15,191 active permanent deacons.

Total Permanent Deacons

Using the procedure described above—while excluding the adjustment for active permanent deacons—yields a national estimate of **18,725** total deacons (both active and inactive). This includes 18,337 for Latin Rite dioceses and 387 for Eastern Catholic eparchies.

Ministry Status of Deacons

Eight in ten deacons in responding arch/dioceses (81 percent) are active in ministry, and one in five (19 percent) are inactive for a variety of reasons.



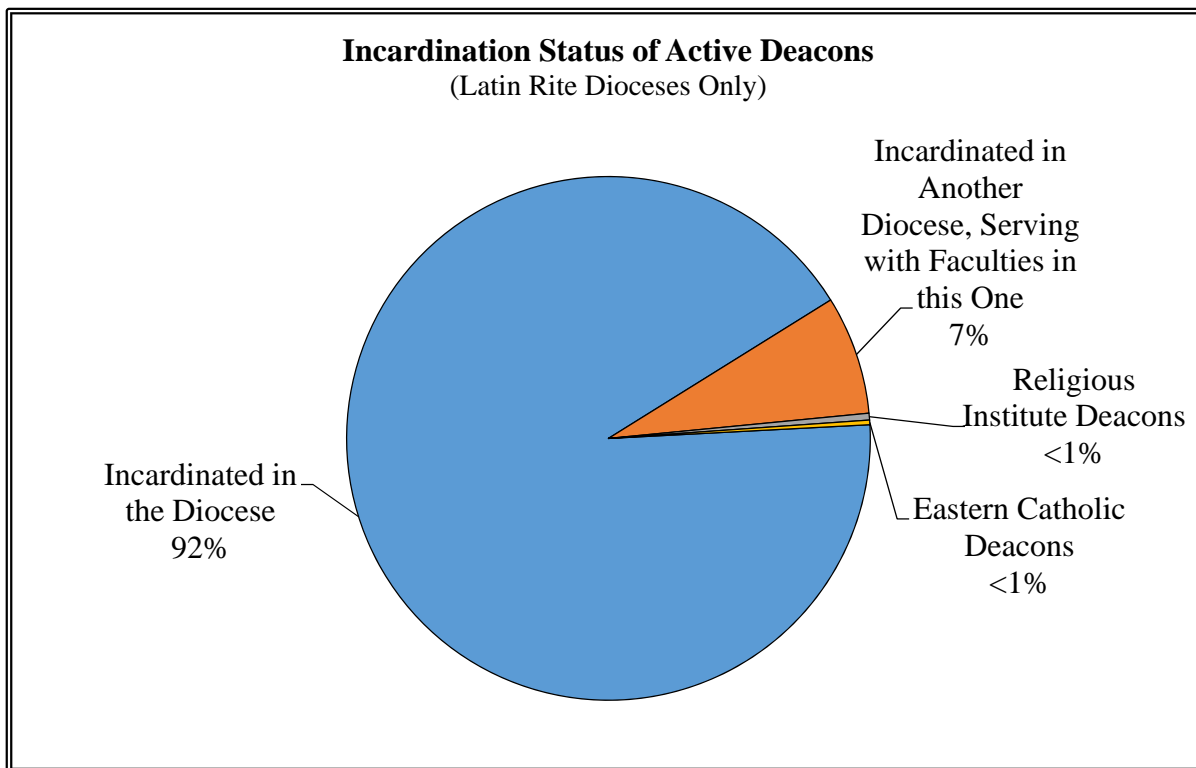
The 19 percent of inactive deacons include 15 percent who are retired, 1 percent suspended from active ministry, 1 percent on a leave of absence, and 2 percent inactive for other reasons.⁸

The 133 Latin Rite arch/dioceses that responded to this survey report a total of 11,199 active deacons, and the two arch/eparchies report 47 active deacons.

⁸ The calculation of total deacons for this report excludes deacons who have been laicized. The Latin Rite dioceses responding to the survey report a total of 92 laicized deacons. Were they to be included in totals, they would represent less than 1 percent of all permanent deacons.

Incardination Status of Deacons in Active Ministry

Excluding responses from eparchies, 92 percent of deacons in active ministry are incardinated in the diocese that reports them.

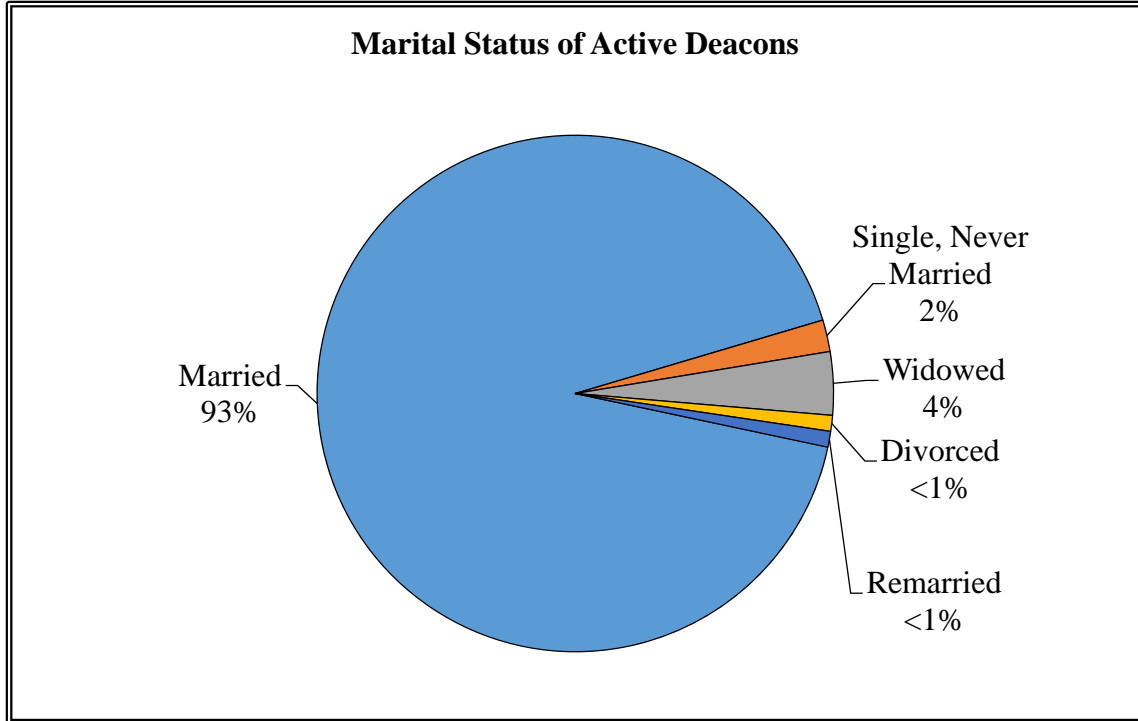


- Among responding Latin rite arch/dioceses, 7 percent of active deacons are incardinated in another Latin rite diocese but serve in the reporting diocese. Less than 1 percent of active deacons are incardinated as members of religious institutes or incardinated in Eastern Catholic Churches that are geographically located within the diocese.⁹
- In addition to the above, and not shown in the figure, dioceses and eparchies report an average of six deacons (which could be active or inactive) incardinated in the reporting diocese but serving in another diocese as well as an average of 0.2 deacons who serve in both Eastern and Latin Rite parishes.

⁹ As in all cases in this report where subgroups are reported, percentages reflect only deacons for whom information was provided.

Marital Status of Active Deacons

Most permanent deacons in active ministry are married. The figure below displays the marital status of active deacons.¹⁰

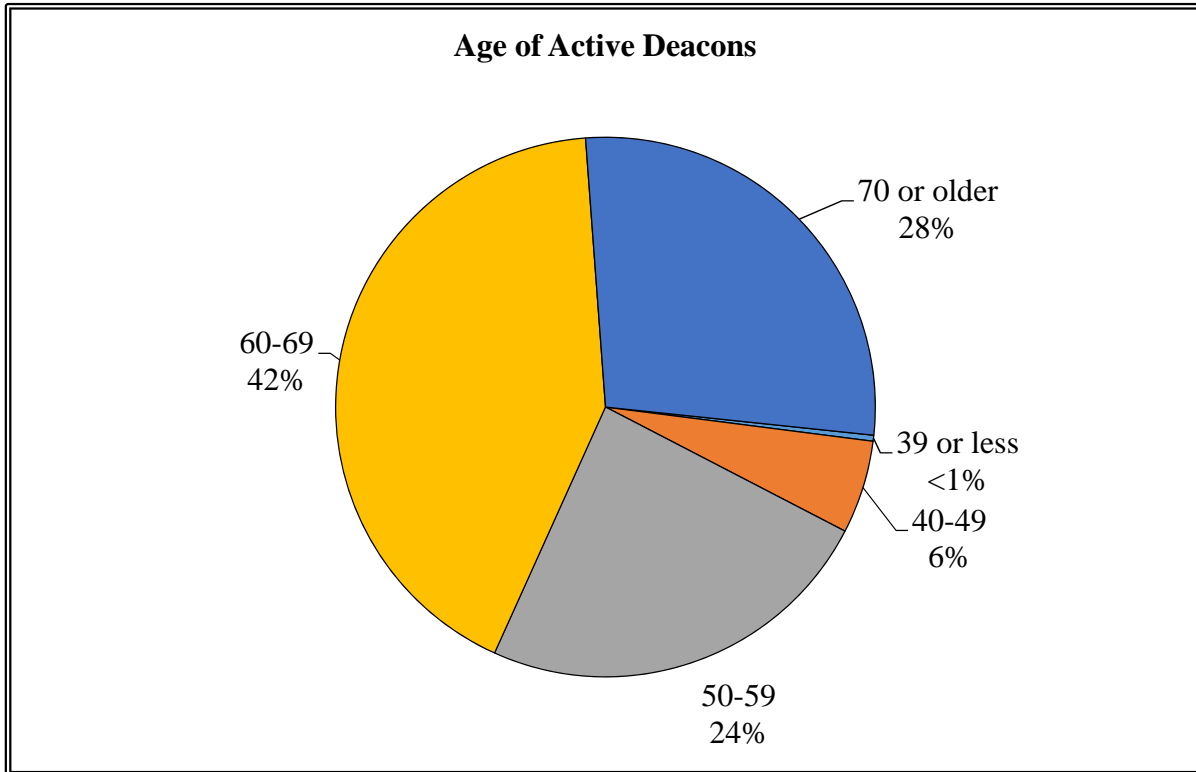


Ninety-three percent of active permanent deacons are married. Four percent are widowed, 2 percent have never been married, and less than 1 percent are divorced or remarried.

¹⁰ Responses of eparchies are included in the figures for marital status and other demographic characteristics.

Age of Active Deacons

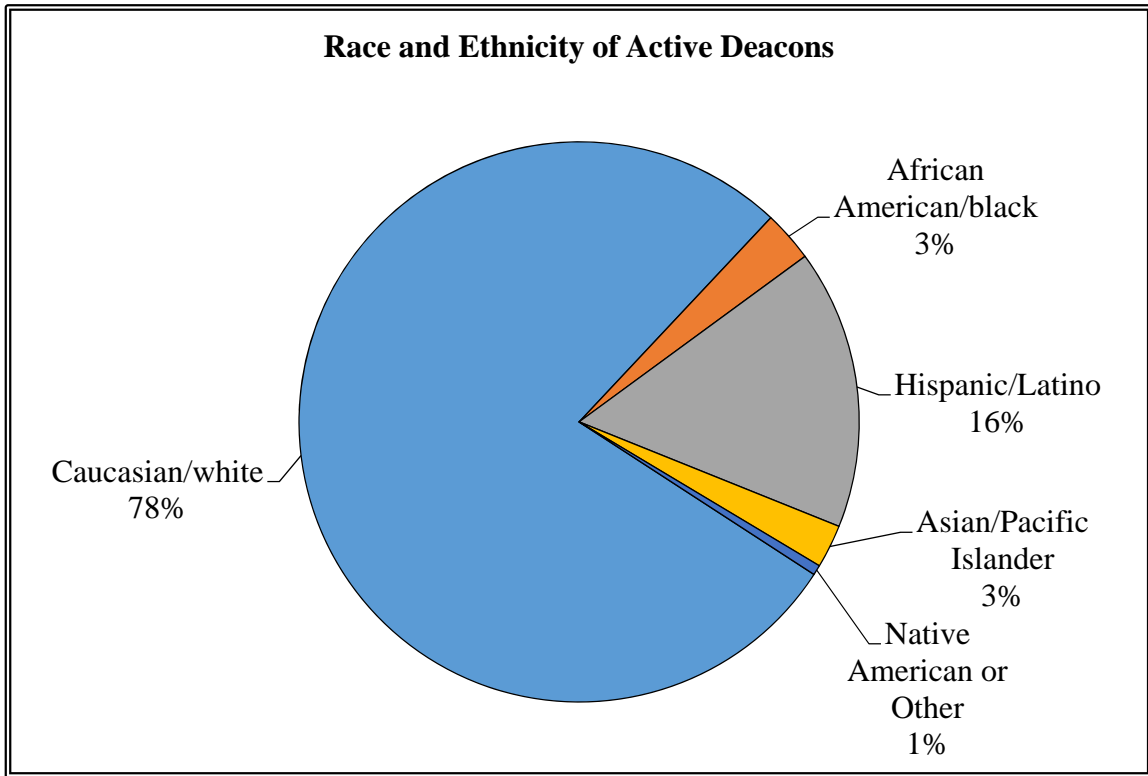
Seven in ten active permanent deacons (70 percent) are at least 60 years old.



- Just over four in ten active permanent deacons (42 percent) are 60 to 69 and more than a quarter (28 percent) are 70 or older. A quarter of active deacons (24 percent) are in their fifties.
- More than one in twenty (6 percent) are in their 40s, and less than 1 percent are under the age of 40. According to Canon 1031.2 and the *National Directory for the Formation, Ministry, and Life of Permanent Deacons in the United States*, the minimum age for ordination to the permanent diaconate is 35 for all candidates.

Race and Ethnicity of Active Deacons

Almost eight in ten active deacons (78 percent) are Caucasian or white. About one in six (16 percent) active deacons is Hispanic or Latino. Three percent are African American or black and another 3 percent are Asian or Pacific Islander. One percent of active deacons are Native Americans or members of other racial/ethnic groups.

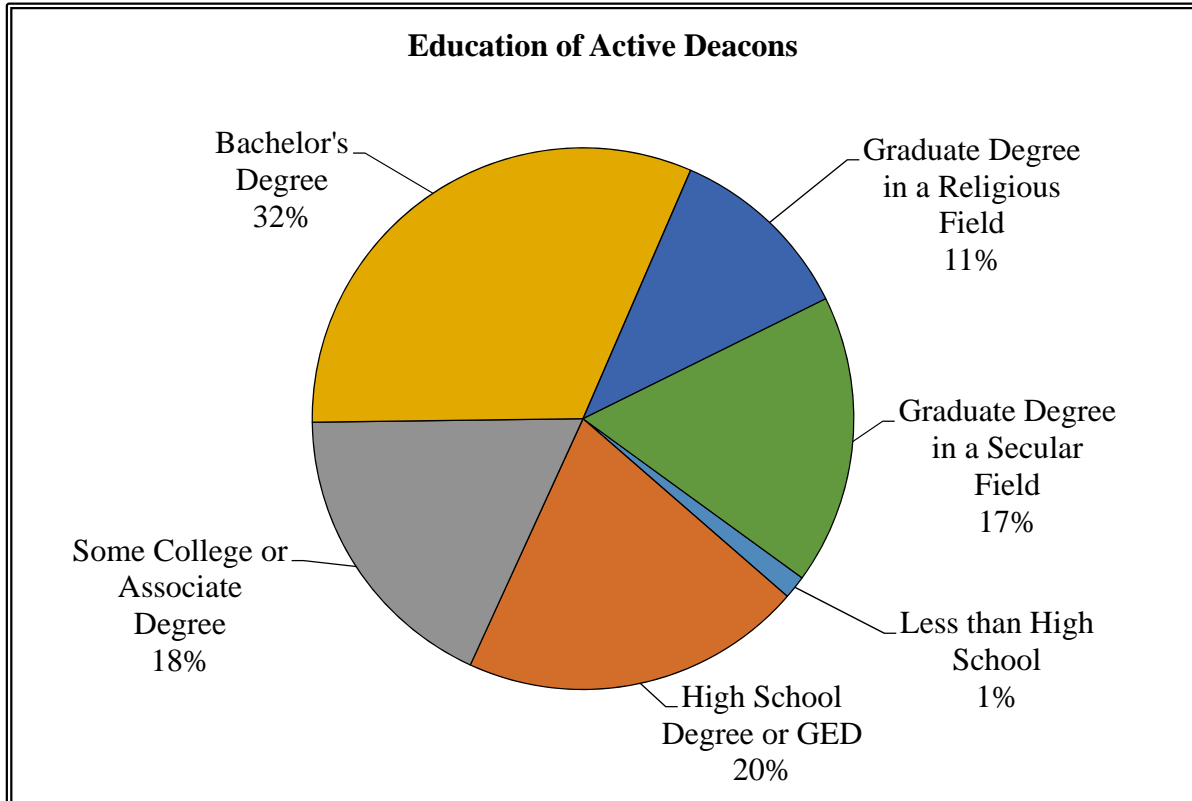


Active permanent deacons are more diverse racially and ethnically than U.S. priests, although not as diverse as the U.S. Catholic population. According to a national random survey of priests conducted by CARA in 2009, 92 percent of U.S. priests are non-Hispanic whites, 3 percent are Hispanic or Latino, 2 percent are African American or black, and 3 percent are Asian American¹¹.

¹¹ Gautier, M.L., Perl, P.M. and Fichter, S.J. (2012) *Same Call, Different Men: The Evolution of the Priesthood since Vatican II*, Liturgical Press, pg. 10.

Highest Level of Education of Active Deacons

Nearly three in ten (28 percent) active deacons have a graduate degree. Almost twice as many have a graduate degree in a field not related to the Diaconate (17 percent) as have one in a religious field such as religious studies, theology, Canon Law, etc., (11 percent).



- One third (32 percent) of active permanent deacons have a bachelor's degree as their highest level of education.
- About one in five (18 percent) has some college education or an Associate's degree as their highest level of education.
- One fifth of respondents (20 percent) have a high school degree or GED. Very few active deacons (1 percent) have less than a high school degree.

Changes in the Diaconate during the 2013 Calendar Year

During the 2013 calendar year, responding offices reported 355 deacons retired from active ministry and 237 died.

Changes in the Diaconate Over Time			
Totals from Responding Dioceses/Eparchies*			
	2013	2012	2011
Requested laicization	19	19	25
Granted laicization	15	7	13
Dispensed from the impediment of orders	1	5	3
Remarried after dispensation	1	3	8
Remarried without dispensation	3	8	12
Divorced/separated after ordination	8	14	22
Entered the priesthood	12	4	6
Retired from active ministry	355	294	231
Died	237	217	195

Arch/dioceses were asked to report the number of active permanent deacons that were lost during the 2013 calendar year through retirement, laicization, entering the priesthood, or death. Additional questions asked about changes in marital status. The first column in the table above presents the total number of deacons in each category among dioceses and eparchies that responded to the 2013-2014 survey.¹² Subsequent columns report the figures for two previous years' surveys for comparison.

- In 2013, 19 deacons requested laicization, the same as the number reported 2012, but one fifth fewer than the number reported in 2011. The number of deacons granted laicization is higher this year than in 2012 and 2011 at 15 compared to seven and 13 respectively. The number dispensed from the impediment of orders is lower than in the past few years at one, compared to five and three in 2012 and 2011, respectively.
- Twelve permanent deacons were reported to have left the diaconate to prepare for the priesthood, slightly more than what was reported in 2012 and 2011.
- The number of deacons divorced or separated after ordination is slightly lower than in previous years. Compared to 2012 and 2011, slightly fewer were remarried without dispensation and after dispensation.

¹² 126 of the 135 responding dioceses and eparchies in 2013-2014 answered this set of questions. Note that it is common for survey respondents to leave an answer field blank rather than writing in a zero to indicate "none," when answering questions that require writing in numbers. Throughout this report and in the Appendix, CARA assumes that blank fields are zeros if other questions in the same series have been filled in with valid responses. Exceptions are made for obvious cases of missing data.

Ministry and Compensation

About one in six (16 percent) active permanent deacons are financially compensated for ministry. Of those financially compensated for ministry, deacons who are compensated for another parish ministerial position (in addition to their diaconal responsibilities) make up the largest proportion among those compensated for their ministry.

Active Deacons Who Are Financially Compensated for Their Ministry			
Percentage among Active Deacons Who Are Compensated			
	Compensated Full-Time	Compensated Part-Time	Among All Compensated
Other parish ministerial position	30%	25%	28%
Parish non-ministerial position	18	16	17
Entrusted with the pastoral care of one or more parishes (Canon 517.2)	11	9	10
Diocesan non-ministerial position	10	4	8
Diocesan ministerial position	10	7	8
Hospital ministry	9	12	10
Prison ministry	7	19	13
Ministry in a social services agency	3	3	3
Other	2	5	3
Total in compensated ministry	100%	100%	100%

Respondents were asked the number of active deacons in each of several categories who are financially compensated for their full-time or part-time ministry. The table above displays the proportion of permanent deacons overall who are compensated either part-time or full-time in each type of ministry. The percentages are based on all arch/dioceses and arch/eparchies that responded to the survey and indicated at least one deacon that was compensated in any of the categories above.

- Among deacons who are compensated for full-time ministry, three in ten (30 percent) are paid for a full-time ministerial position in a parish (e.g., Director of Religious Education, Youth Minister); similarly, of those who are compensated for part-time ministry, one quarter (25 percent) are paid part-time for this ministry.
- Over one in six deacons (17 percent) who are in a compensated ministry serve in a non-ministerial position in a parish (e.g., administration, business, finance).
- Just fewer than one in ten deacons who are in a compensated ministry (8 percent) serve the diocese in a ministerial position (e.g., DDRE, Diocesan Youth Minister) and the same proportion serve in a non-ministerial position (e.g., administration, business, finance).

- Almost one in four deacons (23 percent) are financially compensated for ministry in hospitals or in prisons.
- One in ten (10 percent) is financially compensated for the pastoral care of one or more parishes under Canon 517.2, either full-time or part-time.
- Fewer deacons serve in compensated ministry in a social services agency (3 percent) or in some other ministry (3 percent).

Post-Ordination Formation

Eighty-three percent of responding arch/dioceses and arch/eparchies require post-ordination formation for deacons. Among those that do require post-ordination formation, the median number of hours required per year is 20.¹³

Post-Ordination Formation		
Dioceses and eparchies responding:		
	Yes	No
Post-ordination formation required of deacons	83%	17%
<i>Average number of hours required annually:</i>	22	
<i>Median number of hours required annually:</i>	20	
Post-ordination formation provided in language(s) other than English	18	82
<i>Percentage providing formation in Spanish:</i>	9%	
<i>Percentage providing formation in other languages:</i>	1%	
Formation opportunities provided for wives of deacons	82	18

- Almost one in five arch/dioceses and arch/eparchies (18 percent) provide post-ordination formation in a language other than English, most typically in Spanish. One diocese indicates that formation programs are offered in Yup'ik and another indicates that formation programs are offered in Haitian Creole.
- More than eight in ten arch/dioceses (82 percent) provide formation opportunities for the wives of deacons.

¹³ The median is the middle value in the distribution when responses are ordered from lowest to highest. By definition, 50 percent of cases in a distribution fall at or below the median and 50 percent fall at or above the median.

Retreats

Nearly all dioceses and eparchies (97 percent) require an annual retreat of deacons. In dioceses that require a retreat, an average of just under three in four deacons (72 percent) participate in the retreat.

Retreats		
Dioceses and eparchies responding:		
	Yes	No
An annual retreat is required of deacons	97%	3%
<i>Average percentage of deacons participating in the retreat: 72%</i>		
<i>Median percentage of deacons participating in the retreat: 76%</i>		
Diocese provides couples' retreats for deacons and their wives	88	12
Diocese provides deacon-only retreats	36	64
Diocese provides separate retreats for wives of deacons	17	83
Diocese provides annual gatherings of deacons (other than retreats)	91	9

- Almost nine in ten responding arch/dioceses (88 percent) provide couples retreats for deacons and their wives. About one in six (17 percent) provide separate retreats for wives of deacons.
- About one in three arch/dioceses (36 percent) provide retreats for deacons only.
- Nine in ten arch/dioceses (91 percent) provide annual gatherings of deacons in addition to or apart from a retreat.

Directors of the Diaconate

More than nine in ten responding arch/dioceses and arch/eparchies (96 percent) have a Director of the Diaconate or a person with a similar title.

Directors of the Diaconate		
Dioceses and eparchies responding:		
	Yes	No
Diocese has a Director of the Office of Deacon (or similar title)	96%	4%
<i>Full-Time:</i> 37%		
<i>Part-Time:</i> 63%		
<i>Average number of years in this position:</i>	7.5	
<i>Median number of years in this position:</i>	5	

- In almost four in ten arch/dioceses (37 percent) with a Director of the Diaconate, the position is full-time. The position is part-time for 63 percent of the responding arch/dioceses and arch/eparchies.
- Current directors have held their position for an average of about seven and a half years, although the median tenure for directors is five years.

Policies of the Offices of the Diaconate

Four in five responding arch/dioceses and arch/eparchies (80 percent) have a plan for placement and ministry of deacons.

Policies of the Offices of the Diaconate		
Dioceses and eparchies responding:		
	Yes	No
Diocese has a plan for placement and ministry of deacons	80%	20%
Diocese has an active formation program for the diaconate	90	10
<i>If no, is the diocese planning to establish one within the next two years</i>	67	33
Diocese has minimum age for acceptance into a diaconate formation program	91	9
<i>Average minimum age for acceptance: 33</i>		
<i>Median minimum age for acceptance: 32</i>		
Diocese has a mandatory age of retirement from active ministry for deacons	51	49
<i>Percentage requiring retirement at age 70: 12%</i>		
<i>Percentage requiring retirement at age 75: 85%</i>		
<i>Percentage requiring retirement at another age: 3%</i>		
Diocese has a formal policy for deacons who are divorced/separated post-ordination	48	52
Diocese has an active Deacon Council or Deacon Assembly	75	25

- Nine in ten responding arch/dioceses (90 percent) have an active formation program for the diaconate. Among those that do not, two in three report that there are plans to establish such a program within the next two years.
- Nine in ten arch/dioceses (91 percent) have a minimum age requirement for acceptance into the diaconate formation program. In these arch/dioceses, the minimum age ranges from 29 to 45, with a median of 32.
- About half (51 percent) have a mandatory age of retirement for deacons –12 percent require retirement at age 70 and 85 percent mandate it at age 75.

- About half of arch/dioceses and arch/eparchies (48 percent) have a formal policy for deacons who are divorced or separated post-ordination.
- Three out of four responding arch/dioceses and arch/eparchies (75 percent) have an active Deacon Council or Deacon Assembly.

Appendix:
Questionnaire and Response Frequencies for 2013-2014



BISHOPS' COMMITTEE FOR THE DIACONATE POST-ORDINATION SURVEY



Please fill in the total number of deacons in your diocese for each category below

Mean = 83 1. Total number of Deacons in **ACTIVE MINISTRY IN THIS DIOCESE**. **NR = 00**

Of the number reported in item 1:

Mean = 77 2. Active Deacons who are **INCARDINATED** in this diocese. **NR = 01**

Mean = 6 3. Active Deacons incardinated in another Latin rite diocese but serving with faculties in this diocese. **NR = 01**

Mean = <1 4. Active Deacons incardinated in **EASTERN CATHOLIC CHURCHES** that are geographically located in this diocese (e.g., Byzantine, Maronite, etc.). **NR = 01**

Mean = <1 5. Active Deacons incardinated as members of **RELIGIOUS INSTITUTES**. **NR = 01**
(items 2 through 5 should total to the number of ACTIVE Deacons reported in item 1)

Mean = 06 6. Deacons incardinated in this diocese but serving another diocese. **NR = 02**

Mean = <1 7. Deacons who serve both Eastern and Latin rite Churches ("bi-ritual"). **NR = 02**

Mean = 21 8. Deacons **NO LONGER IN ACTIVE MINISTRY** in this diocese. **NR = 02**

Of the number reported in item 8:

Mean = 16 9. Deacons retired from ecclesial ministry. **NR = 04**

Mean = 02 10. Deacons on a leave of absence. **NR = 04**

Mean = 01 11. Deacons who are suspended from active ministry. **NR = 04**

Mean = 01 12. Deacons who have been released from the clerical state ("laicized"). **NR = 04**

Mean = 02 13. Other inactive deacons (not retired, on leave of absence, suspended or laicized). **NR = 04**

(items 9 through 13 should total to the same number reported in item 8)

Of the number of ACTIVE Deacons reported in item 1:

Marital Status			Race and Ethnicity		
Mean	NR		Mean	NR	
76	03	14. Married	64	04	24. Caucasian/white
02	03	15. Single, never married	02	04	25. African American/black
03	03	16. Widowed	13	04	26. Hispanic/Latino
<1	03	17. Remarried subsequent to ordination	02	04	27. Asian/Pacific Islander
01	03	18. Divorced, not remarried	<1	04	28. Native American or Other

Age			Highest Level of Education		
Mean	NR		Mean	NR	
<1	02	19. Age 39 or younger	01	13	29. Less than high school
05	02	20. Age 40-49	15	13	30. High school diploma/GED
20	02	21. Age 50-59	13	13	31. Some college/Associate degree
35	02	22. Age 60-69	24	13	32. Bachelor's degree
23	02	23. Age 70 or older	08	13	33. Graduate degree in religious studies, theology, etc.
			13	13	34. Graduate degree in a field not related to the Diaconate

In the most recent calendar year (January 1 to December 31, 2013) how many deacons have:

Mean	NR		Mean	NR	
<1	05	35. Requested laicization (Canon 290)	<1	05	40. Divorced/separated after ordination
<1	05	36. Granted laicization (Canon 290)	<1	05	41. Entered the priesthood
<1	05	37. Been dispensed from the impediment of orders (Canon 1087)	03	05	42. Retired from active ministry
<1	05	38. Remarried after dispensation	02	05	43. Died
<1	05	39. Remarried without dispensation			

Ministry and Compensation

Of the total number of deacons in active ministry in the diocese (as reported in item 1), the number who are financially compensated, either full-time or part-time (excluding stipends and/or reimbursement for expenses, such as mileage) for the following:

Full-time	NR		Part-time	NR	
01	04	44.	01	04	45. Entrusted with the pastoral care of one or more parishes (Canon 517.2).
02	04	46.	02	04	47. Other parish ministerial position (e.g., DRE, Youth Minister).
01	04	48.	01	04	49. Parish non-ministerial position (e.g., administration, business, finance).
01	04	50.	01	04	51. Prison ministry.
01	04	52.	01	04	53. Hospital ministry.
<1	04	54.	<1	04	55. Ministry in a social services agency (e.g., Catholic Charities).
01	04	56.	<1	04	57. Diocesan ministerial position (e.g., DDRE, Diocesan Youth Minister).
01	04	58.	<1	04	59. Diocesan non-ministerial position (e.g., administration, business, finance).
<1	04	60.	<1	04	61. Other: _____

Post-ordination Formation

Yes	No	NR	
83	17	02	62. Is post-ordination formation required of deacons?
Mean = 22		25	63. If yes, approximate number of hours of post-ordination formation required annually.
18	82	06	64. Is post-ordination formation provided in language(s) other than English?
		88	65. If yes, please indicate the language(s): Modal response: Spanish
82	18	03	66. Are formation opportunities provided for wives of deacons?
97	03	02	67. Is an annual retreat required for deacons?
Mean = 72%		10	68. If yes, approximate percentage of deacons who participate in an annual retreat.
36	64	09	69. Does the diocese provide deacon only retreats?
17	83	09	70. Does the diocese provide separate retreats for wives of deacons?
88	12	04	71. Does the diocese provide couples' retreats for deacons and their wives?
91	09	03	72. Does the diocese provide annual gatherings of deacons (other than retreats)?

Office of the Diaconate

Yes	No	NR	
96	04	02	73. Does the diocese have a Director of the Office of Deacon (or similar title)?
Mean = 92		08	74. If yes, number of months Director of Deacons has been in this position.
		24	75. If yes, is this position: 37% Full-time or 63% Part-time
80	20	05	76. Does the diocese have a plan for placement and ministry of deacons?
51	49	04	77. Does the diocese have a mandatory age of retirement from active ministry for deacons?
Mean = 73		50	78. If yes, at what age are deacons required to retire from active ministry?
48	52	09	79. Does the diocese have a formal policy for deacons who are divorced or separated post-ordination?
75	25	03	80. Does the diocese have an active Deacon Council or Deacon Assembly?
90	10	03	81. Does the diocese have an active formation program for the Diaconate?
67	33	93	82. If no, is the diocese planning to establish a formation within the next two years?
91	09	04	83. Does the diocese have a minimum age for acceptance into a formation program?
Mean = 33		12	84. If yes, what is the minimum age requirement?

In the event we need clarification about the data reported here, please supply the following contact information:

Survey completed by: _____

Telephone: _____ E-mail: _____